



LASCO

LASCO

LOG GRIPS

TECHNOLOGY FOR HEROES.



Since 1987, we construct and we sell quality machines that are now exported in the whole world as a family business in the heart of the Austrian hay region.

Our own research and development have resulted in recent years innovations, which has made us a leader in our product categories.

Together with our partner companies, research centers and partners we manage to bring customer requirements directly into the product line. As a result we can offer technically advanced devices, convincing with a good price performance ratio, reliability and functionality.


We are convinced that genuine innovations and ideas are created where they are needed - in practice. For this reason, we work very closely with our customers.


Our products are manufactured in over 18,000 m² of production and warehouse space. All spare parts from the last 30 years are kept in stock, thus eliminating irritating delays.

LASCO – Technology for Heroes


Johannes Landrichinger


Werner Landrichinger


Herbert Oitner



Universal hole pattern
to mount different
rotators

massive box construction

Hardox gripper jaws


Galvanized and full-length shaft

isosceles opening

LASCO LOG GRIPS


Our log grips are made in modular design and over-dimensioning of all highly stressed parts (e.g. cylinder double, guide rods, bearings) and are extremely robust due to the use of HARDOX.

Grease nipple protection and powder coating isn't missing either! All log grips have a universal hole pattern for rotator connection. An adapter is available for bolted rotators!



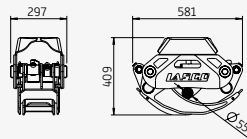
double
parallel rods

Lubrication nipple
protection

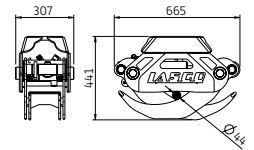


extra strong version

LA800HZ

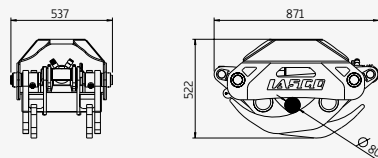


LA1000HZ

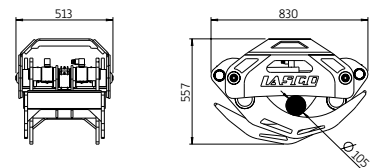


Opening width [mm]	800	1000
Weight [kg]	80	100
Cylinder clamping force [kN] bei 200 bar	5	9,5
Cylinder pushing force [kN] bei 200 bar	39	77

LA1400EZ

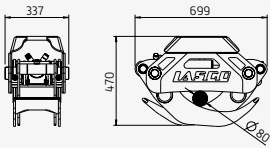


LA1700DZ



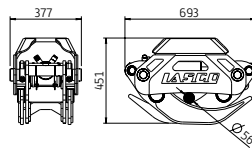
Opening width [mm]	1400	1700
Weight [kg]	230	270
Cylinder clamping force [kN] bei 200 bar	13,8	16,8
Cylinder pushing force [kN] bei 200 bar	100,5	2x77

LA1200HZ



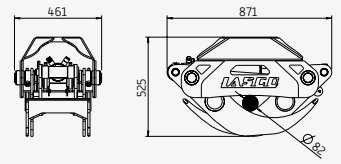
1200
150
11,6
100,5

LA1200EZ



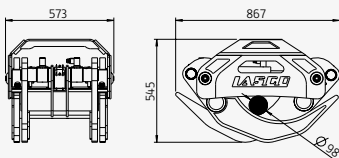
1200
150
11,4
100,5

LA1400HZ



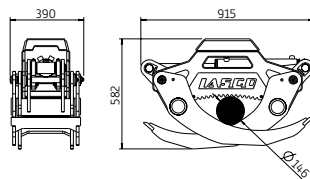
1400
230
13,7
100,5

LA1700DZE



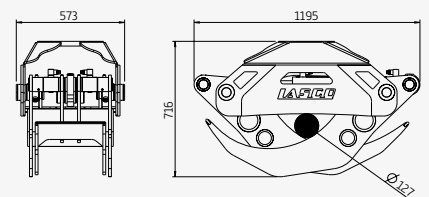
1700
270
16
2x77

LA1800HZ



1800
230
12,6
100,5

LA2000DZ



1800
450
20,8
2x77

We see not only the machine itself but also the rotator used, as the core element of the equipment. This must be able to withstand our highest-standard requirements in both its reliability and quality of workmanship.

As a defect in the rotator means much of the work will be delayed or even stopped, we rely on well-known, leading and reputable manufacturers from northern Europe. The following rotators have passed our screening process and are ideal in combination with our carrier machines.



Type	FHR 3.000 SF	FHR 4.500 RF	FHR 10 FD2	FHR 16 FD1
Rotation range:	endless	endless	endless	endless
max. axiale load:	3,0 t. / 30 kN	4,5 t. / 45 kN	10 t. / 100 kN	16 t. / 160 kN
Optimale litre output:	20 l/min	20 l/min	30 l/min	40 l/min
Weight:	25 kg	27 kg	64 kg	65 kg
Attachment:	140 x 140 mm Bore 4 x Ø 17 mm	Bolt circle Ø 173 mm Bore 4 x Ø 17 mm	Bolt circle Ø 173 mm Bore 6 x Ø 17 mm	Bolt circle Ø 173 mm Bore 6 x Ø 17 mm
max. operating pressure:	250 bar	250 bar	250 bar	250 bar
Torque at 250 bar:	900 Nm	1200 Nm	2800 Nm	3400 Nm

LASCO ROTATORS



Type	ARH 70	ARB 80	ARB 150
Rotation range:	endless	endless	endless
max. axiale load:	6,0 t. / 60 kN	8,0 t. / 80 kN	18 t. / 180 kN
Optimale litre output:	up to 60 l/min	up to 80 l/min	up to 90 l/min
Weight:	49 kg	77 kg	164 kg
Attachment:	Bolt circle Ø 173 mm Bore 8 x Ø 17 mm	Bolt circle Ø 270 mm Bore 8 x Ø 17 mm	Bolt circle Ø 340 mm Bore 8 x Ø 22 mm
max. operating pressure:	320 bar	320 bar	320 bar
Torque at 250 bar:	2800 Nm	3000 Nm	3800 Nm



LASCO

LASCO Heutechnik GmbH

Lascostraße 1, A-4891 Pöndorf | Phone: +43 (0)7684 / 21666-0
E-Mail: office@lasco.at | www.lasco.at

131542 | Version C | State 2022
Subject to change without notice. Printing and typesetting
errors reserved. Pictures and drawings schematic only.