



US

Mobile mixing plants

E-SERIES



blendplants.com



Plant



Versatile



Efficient



The revolutionary way of making concrete



Mobile



Easy



Customized

WATER

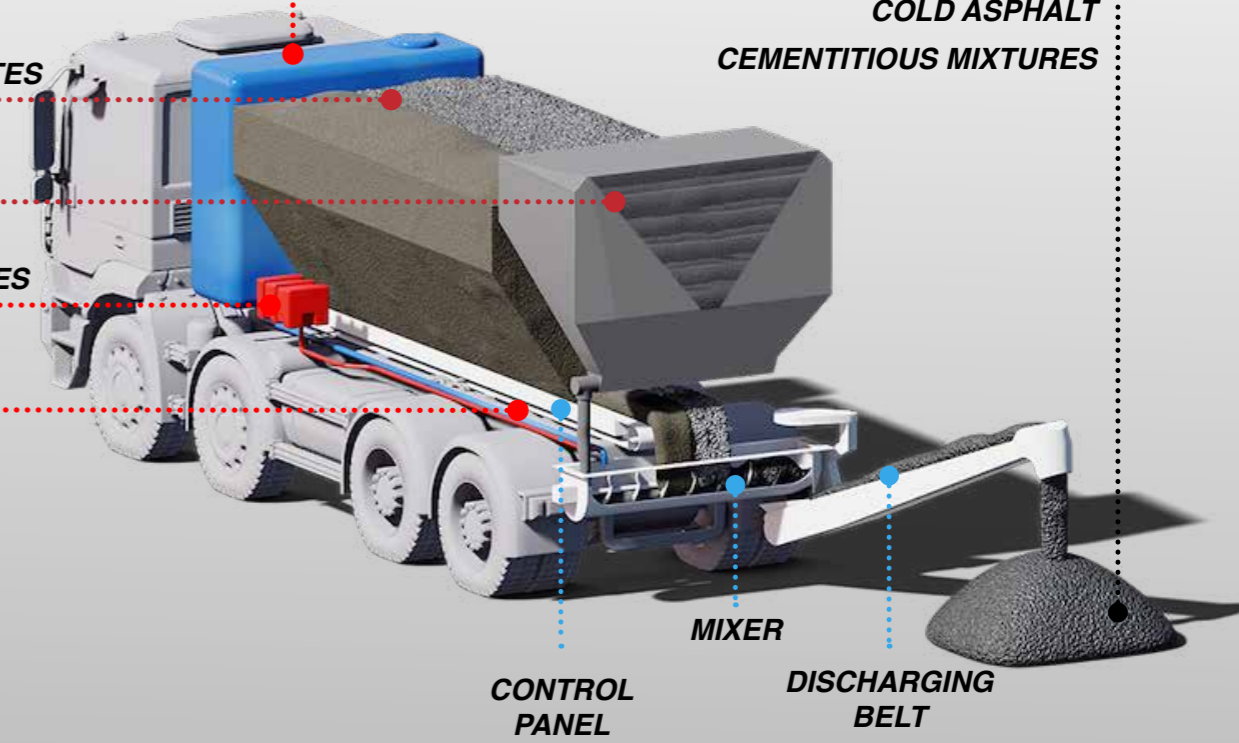
AGGREGATES

CEMENT

ADMIXTURES

EMULSION

CONCRETE
COLD ASPHALT
CEMENTITIOUS MIXTURES



CONTROL PANEL

MIXER

DISCHARGING BELT



Mixing directly on-site.

Blend E-series mobile plants can be perfectly coupled to Blend horizontal cement silos.

Production takes place directly on site, and is controlled by an intuitive on-board computer; the weighing of the cement, aggregates, the dosage of additives and water guarantee the quality of the product, reducing time and costs.

All materials are stored in separate, on-board compartments, mixing, on the basis of the set recipe, only what is necessary.

The E-series plants hold up to 3 aggregates in separate compartments.

There is no need to wait for concrete deliveries or pay additional costs for leftover material.




Separate aggregate hoppers.



Loading materials is easy.

One plant, different products




Blend is a **multifunctional plant** that produces concrete, but also cementitious mixtures, sand, mortar, cold asphalt, roller compacted concrete and concrete from recycled materials.



✓ *Certificable concrete
ACI 318*



Constant mixing

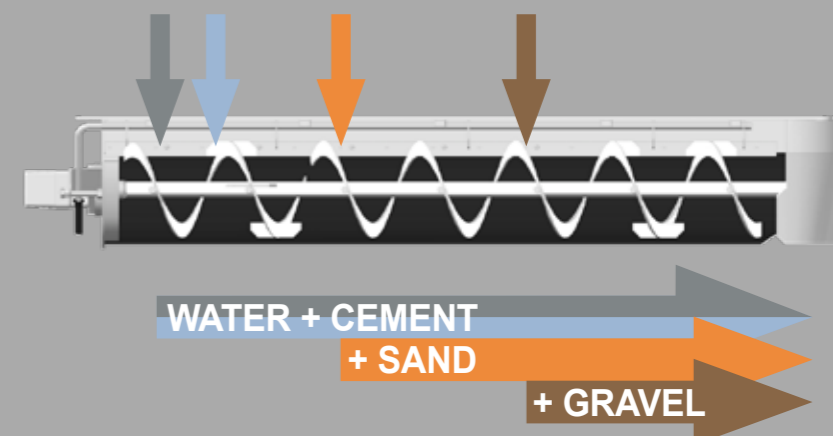


Easily accessible for practical cleaning and maintenance.

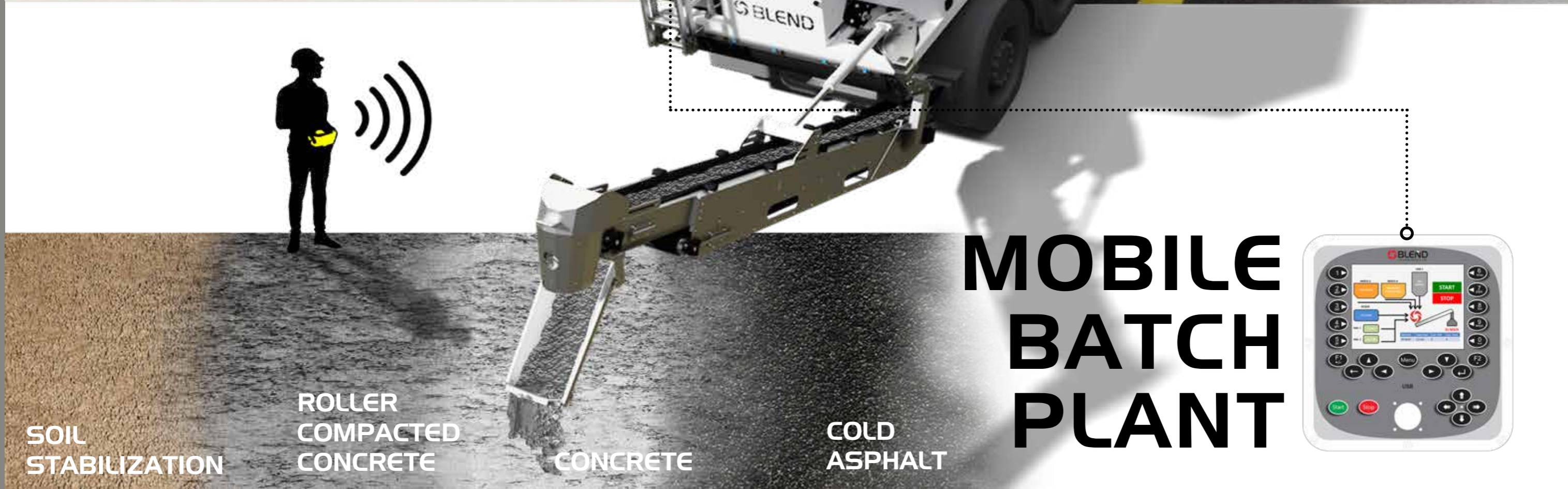


Powered by onboard diesel or electric engine or alternatively, directly from the truck PTO.

Production reaches up to 65 yd³/h depending on the recipe used.



E-SERIES



SOIL
STABILIZATION

ROLLER
COMPACTED
CONCRETE

CONCRETE

COLD
ASPHALT

MOBILE BATCH PLANT





TRUCK



STATIONARY



RAILWAY

All E-series plants are:

- **COMPACT:** easy to lift and load.
- **MOBILE :** fit perfectly into a container.
- **ADAPTABLE :** can be mounted on trucks, railway wagon or be used as stationary plants.

Stationary setup on:
demountable frame
hydraulic pistons
lifting legs



Containerizable.




Truly mobile plants capable of reaching the most remote construction sites.



On-board computer for fully automated production.

On board control panel with a simple and intuitive interface.



Compact and rugged automotive design:

- Real-Time Embedded operating system
- Power supply voltage: 9 .. 32 Vdc
- Operating temperature: -30 .. +75 ° C
- Protection class: IP67
- Overcurrent protection
- Ready for WiFi, LTE and GPS

Blend is a mobile, simple and versatile plant managed by a **single operator**.

Automatic machine control for management of recipes, materials and production for the continuous dosing of components according to recipe and production speed.

All production batches are stored in the on-board memory for traceability and quality control.

Integrated printer with paper printout and digital report of different production lots.

Weighing of aggregates / cements and reading of consumptions.

MYBLEND

MONITORING SYSTEM

Remote machine management on different devices.

REMOTE ASSISTANCE

Remote assistance and service by Blend technician.



Customized plant

Choose the model most suitable for your needs



SEVENTY.2

The **Seventy.2** is part of the E-series range and has been designed for larger production outputs without sacrificing the compactness of the Seventy.

The use of a telescopic belt gives a discharge distance of 4.9 yd.

Production of concrete, cold asphalt and cementitious mixtures.

Production reaches up to 91 yd³/h depending on the recipe used.

Production per hour	91 yd ³ /h
Power	53 Kw diesel engine
Mixer	Twin shaft paddle mixer
Dimensions	20.7 x 7.4 x 7.5 ft

E015 4x4 is designed for inaccessible construction sites.



Mobile railway plant designed for London Underground.



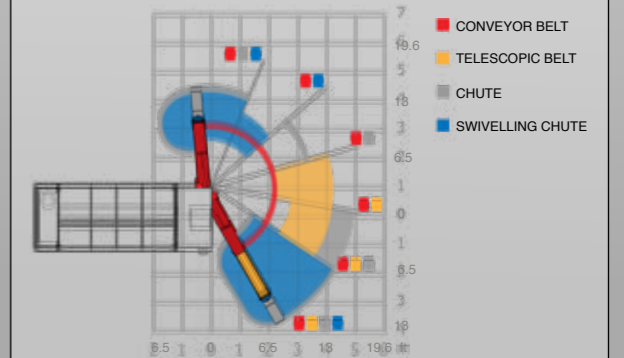
	E015	E025	E050	SEVENTY
Aggregates	4.6 yd ³	6.5 yd ³	13 yd ³	16 yd ³
Cement	1.4 yd ³	3 yd ³	4,2 yd ³	4,2 yd ³
Water	145 gal	400 /800 gal (opt.)	500/1000 gal (opt.)	500/1000 gal (opt.)
Emulsion	80 gal (opt.)	80 gal (opt.)	160 gal (opt.)	160 gal (opt.)
Admixtures	3 x 11 gal (opt.)	3 x 11 gal (opt.)	3 x 11 gal (opt.)	3 x 11 gal (opt.)
Output	≤46 yd ³ /h	≤65 yd ³ /h	≤65 yd ³ /h	≤65 yd ³ /h
Power*	27 Kw PTO	44 Kw PTO	44 Kw PTO	44 Kw PTO
Empty weight	3.700 Lb 3.020 Lb	6.300 Lb 5.600 Lb	8.050 Lb 7.100 Lb	8.200 Lb 7.400 Lb
Dimensions	11.7 x 6.5 x 4.7 ft	14 x 7.4 x 6.5 ft	18.5 x 7.4 x 7.5 ft	20 x 7.4 x 7.5 ft

Indicative data subject to changes.

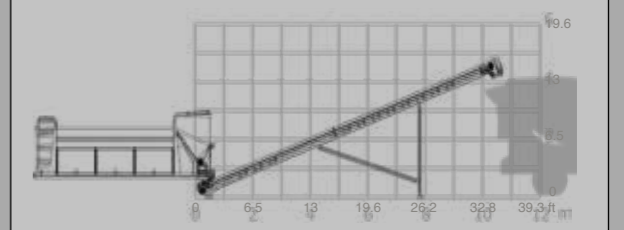
*Stage 3, Stage 5, Tier 4 Final approvals depending on the Country.



DISCHARGE AREA WITH CONVEYOR BELT



HEIGHT OF DISCHARGE WITH EXTERNAL BELT





EC15



EC25



EC50



SEVENTY



ITALY
Via Castegnato, 19 - 25050
Rodengo Saiano - Brescia
+39 0307689730
info@blendplants.com

USA
8757 NW 35th. Lane
Doral, FL 33172, USA
Office 1-866-2536387 / 866-Blend US
salesam@blendplants.com


blendplants.com